





# SNOWSHOEING IN THE ABONDANCE VALLEY


Cheese makers, smugglers and original walks!



Between Lake Geneva and the Mont Blanc is the multifaceted Chablais... A mountain range full of quiet valleys and small peaks. Far from the noise of ski lifts lies a perfect wilderness for snowshoeing, with a blank canvas of snow revealing the secrets of an abundant and vulnerable animal life. A historic valley with a rich artistic heritage seen in the beautiful chalets, churches and abbey. A culturally rich region where mountain traditions are still alive.

 6 days

 Guided / with a guide

 With or without baggage transport

 Accommodation : Hotel \*\*\*

 Level : \*\*

 From : 1050€

## You will like

- Snowshoe walks adapted for all in a mountainous region of great charm
- The cultural approach of the Chablais region
- The wildlife watching
- A comfortable 3 star hotel with a great restaurant

# The route

## Day 1

**Meet Sunday at 6:30pm at the Hôtel du Feraillon for a presentation and safety briefing with your mountain leader.**

Snowshoeing in the Alps depends a lot on the weather and the snow conditions, especially considering the avalanche risk. This program can be changed during the week if the conditions demand it, for a matter of safety. The mountain leader makes the final decision about every hike and gives a briefing with the group every evening to present the next day's program.

**Walking times and elevations given here are approximate, the guide will adjust the pace and the length of the hikes depending on the group.**

## Day 2

### **COL DE LA PLAGNE AND CHALETS D'AUTIGNY**

From a spot known as Sauvage, climb to the Col de la Plagne at 1550m, then a loop route to the Chalet d'Autigny. The panorama from this point reveals the Mont Blanc to one side and Lake Geneva to the other. This area is also a hiding spot for chamois which can be easily observed with binoculars. Picnic lunch and an exercise in avalanche rescue using a transceiver, shovel and probe.

4.5 hour walk / Elevation: +/- 400m

## Day 3

### **POINTE D'ARDENT (1959m)**

At the heart of the Abondance valley, where the famous cheese is made, stand several peaks at 2000m. One of them is easily accessible on snowshoes. High mountain atmosphere perched over a charming valley. Turning around, the Mont Blanc appears through the Fenêtre d'Ardens.

6 hour walk / Elevation: +/- 500 to 700m (depending on the group and snow conditions)

## Day 4

### **PAS DE LA BOSSE, LAND OF IBEX**

From the Chalets de Chevennes climb to the Chalets de Mens then to the Pas de la Bosse, winter home for ibex. We will hopefully have the chance to observe discreetly the robustness of these animals and their daily struggle against the elements.

5 hour walk / Elevation: +/- 450m to 700m (depending on the group)

## Day 5

### **CHALETS OF LENS AND HERITAGE OF THE ABONDANCE VALLEY**

Day hike to the Chalets de Lens and possibility to reach the Col de Bassachaux, on ancient smugglers routes. Here also is a haven for spotting many chamois. Picnic on arrival at the chalets and the descend into the valley. Possible visit of the old customs office a fabulous smugglers museum (\*option not included in the price).

5 hour walk / Elevation: +/- 550m

## Day 6

### **RIDGE OF LESCHAUX, BELVEDERE DES CORNETTES**

Depart to the hamlet of Crébin under the Mont de Grange. After a quick climb to reach the ridge, the path follows a

spectacular ridge path facing the mountains. Stop at the farm shop where they makes and sell the famous nutty tasting Abondance cheese. Return to the hotel around 3:00pm.

**End point around 3:00pm at the hotel.**

Possibility to visit the historic abbey of Abondance, classified as an historic monument.

This itinerary is susceptible to change depending on snow conditions and the possibility of unknown factors affecting the itinerary, including situations beyond our control which may change the route, timings etc.

Personalised tour available, contact us...

# The trip

## LEVEL \*\*\*

Elevation: +/- 400 to 700m approximately per day.

Walking time: 4 to 6 hours per day depending on the group.

Type of trek: this tour is not technically difficult and is open to all, no prior experience of snowshoeing necessary.

Same hotel all week that permits to have a rest day at any point.

## GUIDING

Number in a group between 6 and 14 people supervised by a qualified professional winter mountain leader, specialist in snow and avalanches.

## ACCOMMODATION

3\* hotel: 5 nights in twin/double bedrooms

The Hotel is located near a small rural mountain village and family friendly ski resort. The hotel is known for its comfort and gastronomic cooking. Dinner is an opportunity to discover the varied menu and also sample local specialties: tartiflette, fondue, berthoud and diots. Comfortable ensuite bedrooms with television. The hotel has a very nice warm swimming pool, a spa with jacuzzi and a fitness room.

[www.hotelleferrailon.com](http://www.hotelleferrailon.com)

## MEALS

Breakfast and dinner are provided at your hotel.

Picnics are included and are carefully prepared daily by your mountain leader, comprising a warm hearty soup and a variety of local products.

## MAPS

IGN Top 25 - 3528 ET Morzine

# Practical information

## ACCESS TO DEPARTURE POINT

### BY TRAIN

Inbound : depart Gare de Lyon (Paris) at 9:11am arrive in Thonon at 1:49pm in Thonon-les-Bains. Then bus SAT Thonon > Abondance at 3:00pm.

Return : bus SAT at 2:15pm or transfer with Altitude Montblanc (12€/pers.). Depart train station of Thonon at 5:10pm, arrive Gare de Lyon (Paris) at 9:49pm.

*Times given are indicative and should be verified at a train station or at [www.oui.sncf/](http://www.oui.sncf/)  
[www.sat-leman.com/horaires-des-lignes](http://www.sat-leman.com/horaires-des-lignes)*

### BY CAR

Take the A40 motorway to Annemasse, exit Thonon-Evian, follow signs for Thonon and then direction Morzine-Châtel. Follow direction Châtel and Abondance. Meet at the Hôtel Le Ferraillon, Richebourg, between Abondance and la Chapelle from 6pm. Parking next to the hotel (free, not guarded but safe).

## ACCOMMODATION BEFORE AND AFTER

Abondance Tourist Office: +33 (0)4 50 73 02 90 [www.abondance.org](http://www.abondance.org)

## CONTACT US

If you are late please contact the agency as soon as possible on: **+33 (0)4 50 79 09 16** or **+33 (0)6 42 49 76 07**

# Dates & prices

Single bedroom supplement (depending on availability) : 190€ per person

## THE PRICE

### The price includes:

- Organisation and booking fees;
- Guiding by a qualified and insured mountain leader;
- All meals including picnic lunch and simple snacks during the day;
- Hotel accommodation;
- Snowshoes, poles and avalanche equipment;
- Daily transport to the departure point;
- Taxes.

### The price does not include:

- Cancellation insurance ;
- Personal expenses (drinks, etc.);
- Touristic visits;
- Your return journey from home to the point of departure/end point;
- Airport taxes;
- Other exclusions clearly described within the corresponding technical sheet.

**The price is all inclusive from departure to end point.**

# Equipment and baggage

## EQUIPMENT LIST

**Material for snowshoeing (snowshoes and poles) is provided. However, if you have your own equipment and would like to use it you are free to do so. Avalanche safety equipment is also provided (transceiver, shovel and probe).**

### Clothing

- Waterproof ski or winter walking trousers
- Wind stopper or Goretex jacket
- Breathable or merino wool t-shirts
- Breathable or merino wool leggings
- Fleece or jumper
- Insulating down jacket
- 2 pairs of ski gloves and a warm hat
- Walking socks (1 pair per day)
- Sturdy waterproof walking boots

### Other Equipment

- Rucksack minimum 35 litre capacity
- Sunglasses and ski mask
- Sun cream
- Water bottle or Camelback (1.5 litre minimum)
- Knife, fork and spoon
- Plastic lunch box/plate for your picnic lunches
- Plastic cup for coffee
- Small First Aid kit (antihistamine, ibuprofen, Compeed type blister pads...)
- Survival blanket
- Identity card or passport

## BACKPACK

Bring a comfortable backpack of 35 to 40 litres for your avalanche safety equipment (transceiver, shovel and probe), personal belongings for the day (warm clothes, water, plate and cutlery for your picnic, sunscreen and your identity papers) and please keep a little room to carry a picnic and snacks.

## HOW TO REGISTER

- By internet: [www.altitude-montblanc.com](http://www.altitude-montblanc.com)

- By telephone: +33 (0)4 50 79 09 16

- By post: Please provide your details

- Surname, First Name, Date of birth
- Address
- Email
- Telephone
- Mobile

If you wish to register by post, please complete the form below and return it to:

Altitude Mont-Blanc  
180, route du lac  
74110 MONTRIOND  
FRANCE

Please specify whether you wish to take out an optional cancellation insurance (4.2% of the tour price).

On receipt of your registration we will email an invoice (per couple) with a request for a deposit of 30% in association with your account details at Altitude Mont-Blanc ('My Account'). Payment can be made by credit card, bank transfer or by cheque. On receipt of your deposit you will receive a registration confirmation.

The balance must be paid one month before departure without a reminder from us.

For self-guided tours, we will then send your tour pack (includes maps, descriptive book, etc.)

Our terms and conditions of sale can be found on our website.

Do not hesitate to contact us if you have any questions.





## Registration by mail form

Last name:

PRENOM:

Date of birth:

Address:

Phone number:

Mobile phone number:

Email address:

SEJOUR DEMANDE:

Number of days:

Insurance:

Price:

x 30% =

Deposit

Locality where signed:

Date

Signature:

A large, light gray rectangular box intended for the user's signature.

Return with your deposit to:  
Altitude Mont-Blanc, 62 Passage du Nant Devant, 74110 Montriond, FRANCE