





# JEWELS OF THE PYRENEES: THE ENCANTATS


## The enchanted mountains




The Encantats, the "enchanted" mountains. Legend has it that two men skipped mass to go hunting for isard and were turned into the two needles of the Encantats! The omnipresence of water and granitic ridges shapes the beauty of this Spanish national park: more than three hundred lakes, protected like jewels by the rocky ridges which dominate them. A magnificent seven-day circuit exploring this dreamlike massif.

 7 days

 Guided / with a guide

 With or without baggage transport

 Accommodation : Classic (dormitory)

 Level : \*\*\*

 From : 885€

## You will like

- Wild and uncrowded landscapes
- 7 days at altitude far from civilisation
- The omnipresence of water with sparkling lakes
- The warm welcome and the cuisine in Catalan refuges
- Your luggage transported daily (\*except Day 5)

# The route

## Day 1

**Meeting point Sunday at 12:00pm in Espot, Spain.** Optional return minibus transfer organised by Altitude Mont Blanc, to be booked on reservation. Meet at 9:45am in front of Saint Gaudens train station. Transfer 2 hours.

### REFUGE MARIA BLANC

Meet at 12:00pm for a picnic lunch. Depart with a warm-up through the beautiful Peguera Valley to the Josep Maria Blanc refuge (2330m). 2 nights in the refuge.

3.5 hour walk / Elevation: +900m

## Day 2

### SABURO PASS - COLOMINA

Climb to the Saburo pass (2690m) Amongst neat lawns interspersed with streams and countless lakes. Then descend into a completely different mineral landscape... dotted with huge boulders and large deep blue water lakes, taking time for a siesta at the foot of the rocky mountains. A discovery of these somewhat unusual landscapes of the Colomina region... Return to the refuge.

5.5 hour walk / Elevation: +/-600m

## Day 3

### LA VALLETA SECA PASS - ENCANTATS

An easy and wild path dotted with numerous ponds "estanys" leading to the Valleta Seca pass allowing us to descend to the foot of the two stone columns, that are the Encantats. 2 nights in Refuge Mallastre.

6 hour walk / Elevation: +300 -900m

## Day 4

### PORTARO D'ESPOT

Beautiful day starting with an easy path leading us to Portarro d'Espot. Picturesque viewpoint over the San Nicolau valley and easy ascent of the Pic del Portarro (2,723m) with a unique 360° panorama allowing you to appreciate the Encantats massif in its entirety! Then descend through the pine forests via small pools and return to the refuge in the heart of the forest. Night in a refuge.

5 hour walk / Elevation: +850m - 850m

## Day 5

### SOURCE OF LA GARONNE- CIRQUE OF COLOMERS

Superb day starting with a balcony path above the large blue pond, then a gradual climb to the source of the Garonne river, the Port of Ratera. Optional ascent to the Pic de Ratera for a huge panoramic view, then descend to the heart of the Cirque de Colomers dotted with beautiful sparkling lakes. Night in Colomers in a refuge (\*without baggage).

6.5 hour walk / Elevation: +950m -700m

## Day 6

### VALLON DE SABOREDO

Pass via the Sendrosa Pass to discover the wild and lake filled valley of Saboredó. Swimming is possible for the more adventurous at the foot of the Aiguilles d'Amitges before arriving at the last and luxurious refuge. Night in a refuge.

6 hour walk / Elevation: +500m -400m

## Day 7

### **RIO ESCRITA - ESPOT**

Pine forests, meandering streams and beautiful waterfalls mark our last descent to civilisation. Passing alongside the pleasant riverside of Rio Escrita before our arrival to the Catalan village of Espot.

5 hour walk / Elevation: +900m

**End point Saturday around 2:00pm in Espot**

**Optional minibus transfer to St Gaudens, arrive around 5:00pm.**

The itinerary is established according to the latest information available, the possibility of unknown factors affecting this itinerary is possible including situations beyond our control which may change the route, timings etc.

# The trip

## LEVEL \*\*\*

Elevation: +/- 700m approximately per day.

Walking time: 5 to 6 hours per day.

Type of trek: this tour is on stony mountain paths with some off-trail sections at an average altitude of between 1350 and 2850m.

## GUIDING

Number in a group between 6 and 14 people supervised by a qualified professional mountain leader.

## ACCOMMODATION

6 nights in dormitory in refuges

All accommodation offer hot showers (included in the tour price)

## YOUR BACKPACK FOR THE NIGHT WITHOUT YOUR BAGGAGE

For the night without your baggage at the accommodation (you will get it back the night after), here are the things to add to your backpack (about 2 kilos are enough!):

- small toilet bag
- sleeping bag liner sheet
- change of clothes (bare necessities!)

## MEALS

Breakfast and dinner are provided in each accommodation.

Picnics are included and are carefully prepared daily by your mountain leader, comprising a variety of healthy salads and local products.

## Practical information

### ACCESS TO DEPARTURE POINT

**Meeting point Sunday at 12:00pm in Espot, Spain.** Optional return minibus transfer organised by Altitude Mont Blanc, supplement 55€ per person to be booked on reservation. Meet at 9:30am in front of Saint Gaudens train station. Transfer 2 hours.

#### BY TRAIN / BUS

Inbound: departure from Paris-Gare de Lyon by TGV the day before at 2:03pm arrival in Toulouse at 6:37pm (supplementary night in Toulouse). Then train to St Gaudens at 8:31am arrive at 9:37am.

Night bus: departure from Paris Bercy Gare at 10:12pm to St Gaudens at 8:29am .

[www.oui.sncf](http://www.oui.sncf)

*Times given are indicative and should be verified at a train station or on the SNCF website.*

#### BY CAR

Take the motorway to Toulouse, follow the A64 to St Gaudens. Then follow N125 /N230 to Viella in Spain, Baqueira and continue to Espot (approx 2 hours drive).

CAR-SHARING Get in touch with people to share a lift! Here are some website recommendations: [www.blablacar.fr](http://www.blablacar.fr) [www.covoiturage-libre.fr](http://www.covoiturage-libre.fr) [www.laroueverte.com](http://www.laroueverte.com) [www.roulezmalin.com](http://www.roulezmalin.com)

**End point Saturday at 2:00pm in Espot. Transfer to St. Gaudens possible with your booking.**

### RETURN TO DEPARTURE POINT

At the end of the tour the way back to the departure point in Montroc-le-Planet is easy via bus.

### ACCOMMODATION BEFORE AND AFTER

By request we can book a bedroom for you before and/or after your trek.

#### Toulouse:

Maison à Anjali: Charming small hotel (double bed): from 62€ per person B&B.

[www.anjalichambrehotels.com](http://www.anjalichambrehotels.com)

Youth Hostel (dormitory): from 30€ per person

[www.lapetiteaubergedesaintsernin.com](http://www.lapetiteaubergedesaintsernin.com)

Hotel l'Ours Blanc Centre: from 58€ per person B&B.

[www.centre.hotel-oursblanc.com/](http://www.centre.hotel-oursblanc.com/)

### INSURANCE

In accordance with regulations, we are covered by Professional Liability Insurance. In no case can we be responsible for your own Personal Liability. If you chose to take out repatriation insurance with EUROP ASSISTANCE whom we propose, Altitude Mont Blanc will only serve as an intermediary between the client and the insurer. We cannot influence either party. We adhere to strict conditions of sale. You are responsible for compliance with the reporting procedures of any incident.

Before making any decision, contact EUROP ASSISTANCE.

### CONTACT US

If you are late please contact the agency as soon as possible: **+33 (0)4 50 79 09 16** or **+33 (0)6 42 49 76 07**

# Dates & prices

## THE PRICE

### The price includes:

- Organisation and booking fees, guiding by a qualified and insured mountain leader;
- All meals including picnic lunches and simple snacks during the day;
- Accommodation in gîtes, refuges and small hotels, including the tourist tax;
- Shower tokens if required in the refuges;
- Baggage transport between accommodation (except Day 5);
- Bus transfers as outlined in the description.
- The transfer from Saint-Gaudens to Espot, if you have chosen this option.

### The price does not include:

- Personal expenses (drinks, etc.);
- Touristic visits;
- Airport taxes;
- Cancellation insurance;
- Your return journey from home to departure/end point.

**The price is all inclusive from departure to end point.**

# Equipment and baggage

## EQUIPMENT LIST

### Clothing

- Walking trousers
- Shorts (Bikini/swimsuit, just in case!)
- Breathable or merino wool t-shirts
- Breathable or merino wool leggings
- Fleece or jumper
- Wind stopper or Gore-Tex jacket
- Waterproof poncho + gaiters or Gore-Tex trousers + waterproof rucksack cover
- Pair of gloves and a warm hat
- Sun hat or baseball cap
- Walking socks (1 pair per day)
- Sturdy walking boots with a good sole, already broken in
- 1 change of clothes for the evening
- A pair of comfortable shoes for the evening

### Other Equipment

- Toilet bag
- Quick drying towel
- Sunglasses and sun cream
- Water bottle or Camelback (1.5 litre minimum)
- Knife, fork and spoon
- Plastic lunch box/plate for your picnic lunches
- Plastic cup for coffee
- Small First Aid kit (antihistamine, ibuprofen, Compeed type blister pads...)
- Survival blanket
- Head torch or hand torch
- Sleeping bag liner sheet and pillowcase (blankets provided at accommodation)
- Two adjustable walking poles (highly recommended)
- Identity card or passport

## BACKPACK

Bring a comfortable backpack of 30 to 40 litres for your personal belongings for the day (warm clothes, waterproofs, water, plate and cutlery for your picnic, sunscreen and your identity papers) and please keep a little room to carry a picnic and snacks.

## BAGGAGE TRANSPORT

Your baggage will be transported daily (except Day 5) between accommodation by our logistics vehicle. You are allowed 1 soft, sports type bag with all your possessions inside, **no heavier than 12kg**. Your bag has to be carried everyday by the driver, where access is not always easy, please think of their backs! **Baggage which is too big and too heavy won't be accepted by the drivers!**

*If you wish to prolong your holiday, we can safely hold another bag for you which you may leave with us at the departure point and it will be deposited at the end point with your other baggage.*

## HOW TO REGISTER

- By internet: [www.altitude-montblanc.com](http://www.altitude-montblanc.com)
- By phone: +33 (0)4 50 79 09 16
- By post: Please provide your contact details
  - Surname, First Name, Date of birth
  - Address
  - Email
  - Telephone
  - Mobile phone

If you wish to register by post, please complete the form below and return it to:

Altitude Mont-Blanc  
180, route du lac  
74110 MONTRIOND  
FRANCE

Please specify whether you wish to take out an optional cancellation insurance (4.2% of the tour price).

On receipt of your registration we will email an invoice (per couple) with a request for a deposit of 30% in association with your account details at Altitude Mont-Blanc ('My Account'). Payment can be made by credit card, bank transfer or by cheque. On receipt of your deposit you will receive a registration confirmation.  
The balance must be paid one month prior departure without a reminder from us.  
For self-guided tours, we will then send your tour pack (includes maps, descriptive book, etc.).

Our terms and conditions of sale can be found on our website.

Do not hesitate to contact us if you have any questions.



## Registration by mail form

Last name:

PRENOM:

Date of birth:

Address:

Phone number:

Mobile phone number:

Email address:

SEJOUR DEMANDE:

Number of days:

Insurance:

Price:

x 30% =

Deposit

Locality where signed:

Date

Signature:

Return with your deposit to:

Altitude Mont-Blanc, 62 Passage du Nant Devant, 74110 Montriond, FRANCE